



1998 WORLD DEAF GOLF CHAMPIONSHIPS
THE BRIDGES GC, ALLENTOWN, PENNSYLVANIA, USA
29 JUNE - 3 JULY, 1998
MENS TOURNAMENT

RANK	COUNTRY		NAME		R1	R2	R3	R4	TOTAL
1		USA	BRUMM Jr	Eric	75	72	77	78	302
2		ENG	OSBORN-CLARKE	Nigel	76	74	77	77	304
3		AUS	MAGNUSSON	Denver	74	81	76	74	305
4		USA	ROBERTS	Bill	76	80	76	74	306
T5		USA	GRANBERRY	Doren	78	81	79	73	311
T5		USA	RUSH	John	74	81	77	79	311
7		JPN	WATANABE	Akio	75	76	83	80	314
8		IRE	CONWAY	Don	74	79	79	83	315
9		CAN	PROCTOR	Dale	82	79	75	83	319
10		USA	JENNETTI	Reynold	79	81	81	79	320
11		CAN	CUNDY	Rob	79	80	81	83	323
12		USA	VAUGHAN	John	85	79	82	80	326
13		USA	ISOBE	Gerald	84	80	82	82	328
14		USA	HYNES	Jim	88	76	79	86	329
15		CAN	ROSE	Jonathon	86	83	78	86	333
16		RSA	LOTZ	Ryan	86	81	82	86	335
17		ENG	COLE	Jonathon	85	87	81	88	341
T18		CAN	FAROVITCH	Larry	79	85	92	87	343
T18		RSA	VAN ZYL	Jacques	83	91	81	88	343
T20		SCO	KENNEDY	Ian	95	85	83	83	346
T20		ENG	WEYMOUTH	Steven	88	85	87	86	346



1998 WORLD DEAF GOLF CHAMPIONSHIPS
THE BRIDGES GC, ALLENTOWN, PENNSYLVANIA, USA
29 JUNE - 3 JULY, 1998
MENS TOURNAMENT

RANK	COUNTRY		NAME		R1	R2	R3	R4	TOTAL
T22		SCO	FERGUSON	James	90	86	83	89	348
T22		RSA	GRAAFF	Raymond	88	82	87	91	348
T24		SCO	LOTHIAN	Mark	82	96	84	89	351
T24		ENG	SLACK	Jonathon	90	86	84	91	351
26		JPN	OISHI	Jun	83	92	86	91	352
27		ENG	SIDEBOTHAM	Roger	86	85	92	91	354
28		RSA	LOUW	Albie	87	91	91	88	357
T29		JPN	ITO	Kaiki	86	91	90	91	358
T29		AUS	KLIMEK	Tony	96	88	89	85	358
31		SCO	BROWN	Allan	86	90	86	97	359
32		ENG	LANCHBURY	Robert	94	84	92	90	360
33		SWE	HAMMENFORS	Jonnie	94	89	91	88	362
34		ENG	MAYERS	Andrew	88	94	99	83	364
T35		RSA	VILJOEN	Retief	100	92	89	84	365
T35		JPN	YANAGIDA	Noriaki	88	94	97	86	365
T37		AUS	COOPER	Chris	89	95	95	88	367
T37		JPN	YAMADA	Katsutoshi	90	95	89	93	367
T39		SWE	CRONA	Niclas	91	90	90	98	369
T39		RSA	HEYNS	Tony	94	87	89	99	369
41		SCO	HUGHES	Gerry	96	90	92	93	371
T42		CAN	BELTON	Terry	101	89	94	90	374





1998 WORLD DEAF GOLF CHAMPIONSHIPS
THE BRIDGES GC, ALLENTOWN, PENNSYLVANIA, USA
29 JUNE - 3 JULY, 1998
MENS TOURNAMENT

RANK	COUNTRY		NAME		R1	R2	R3	R4	TOTAL
T42		IRE	BOYD	Robert	95	92	95	92	374
44		AUS	REID	Raymond	92	98	93	93	376
45		SWE	HILLDING	Anders	92	92	103	90	377
46		CAN	JOHNSTON	Brian	91	94	96	97	378
T47		IRE	CONWAY	Gary	103	95	89	95	382
T47		ENG	WHALLEY	Kevin	95	100	89	98	382
49		CAN	MALLCH	Tim	90	94	100	102	386
50		SCO	CREANE	John	98	95	95	99	387
T51		AUS	DWYER	Geoff	97	100	89	107	393
T51		SWE	HENRIKSSON	Mikael	94	98	100	101	393
T51		JPN	SHIMIZU	Yoichi	108	99	84	102	393
54		SWE	LUNDQUIST	Arne	99	107	92	96	394
55		IRE	SMYTH	David	97	110	96	95	398
56		DEN	JENSEN	Dennis	100	95	111	93	399
57		IRE	BONASS	Ryan	92	105	105	101	403
58		IRE	MCCORMICK	Geoffrey	95	108	99	105	407
59		SCO	WILSON	David	100	105	100	103	408
60		JPN	OHTA	Tatsuro	97	95	106	111	409
61		IRE	HEFFERNAN	James	98	108	110	97	413
		CAN	LILLIE	Jeff	88	82	84	WD	
		AUS	HYNES	Bill	90	DNF	90	95	




1998 WORLD DEAF GOLF CHAMPIONSHIPS
THE BRIDGES GC, ALLENTOWN, PENNSYLVANIA, USA
29 JUNE - 3 JULY, 1998
MENS TOURNAMENT


RANK	COUNTRY		NAME		R1	R2	R3	R4	TOTAL
		IRE	MCLAUGHLIN	Donal	101	DNF	97	94	
		USA	JOHNSON	Neil	79	84	WD		


* Results reproduced by WDFG : December 2014



1998 WORLD DEAF GOLF CHAMPIONSHIPS
THE BRIDGES GC, ALLENTOWN, PENNSYLVANIA, USA
29 JUNE - 3 JULY, 1998
MENS TEAM TOURNAMENT
BEST 4 OF 6 SCORES EACH DAY


RANK	COUNTRY	NAME	R1	R2	R3	R4	TOTAL	
1	USA	BRUMM Jr Eric	75	72	77	78		
		ROBERTS Bill	76	80	76	74		
		RUSH John	74	X	77	79		
		GRANBERRY Doren	78	x	79	73		
		JENNETTI Reynold	x	81	x	x		
		VAUGHAN John	x	79	x	x		
		TEAM SCORE		303	312	309	304	1228


2	CANADA	PROCTOR Dale	82	79	75	83		
		CUNDY Rob	79	80	81	83		
		ROSE Jonathon	86	83	78	86		
		FAROVITCH Larry	79	X	X	87		
		BELTON Terry	X	X	X	X		
		LILLIE Jeff	X	82	84	X		
		TEAM SCORE		326	324	318	339	1307


3	ENGLAND	OSBORN-CLARKE Nigel	76	74	77	77		
		COLE Jonathon	85	X	81	88		
		WEYMOUTH Steven	88	85	87	86		
		SLACK Jonathon	X	X	84	X		
		SIDEBOTHAM Roger	86	85	X	X		
		LANCHBURY Robert	X	84	X	90		
		TEAM SCORE		335	328	329	341	1333



1998 WORLD DEAF GOLF CHAMPIONSHIPS
THE BRIDGES GC, ALLENTOWN, PENNSYLVANIA, USA
29 JUNE - 3 JULY, 1998
MENS TEAM TOURNAMENT
BEST 4 OF 6 SCORES EACH DAY


RANK	COUNTRY	NAME	R1	R2	R3	R4	TOTAL	
4	SOUTH AFRICA	LOTZ	Ryan	86	81	82	86	
		VAN ZYL	Jacques	83	91	81	88	
		GRAAFF	Raymond	88	82	87	X	
		LOUW	Albie	87	X	X	88	
		VILJOEN	Retief	X	X	X	84	
		HEYNS	Tony	X	87	89	X	
		TEAM SCORE		344	341	339	346	1370


5	JAPAN	WATANABE	Akio	75	76	83	80	
		OISHI	Jun	83	92	86	91	
		ITO	Kaiki	86	91	X	91	
		YANAGIDA	Noriaki	88	94	X	86	
		YAMADA	Katsutoshi	X	X	89	X	
		SHIMIZU	Yoichi	X	X	84	X	
		TEAM SCORE		332	353	342	348	1375


6	AUSTRALIA	MAGNUSSON	Denver	74	81	76	74	
		KLIMEK	Tony	X	88	89	85	
		COOPER	Chris	89	95	X	88	
		REID	Raymond	92	98	X	93	
		DWYER	Geoff	X	X	89	X	
		HYNES	Bill	90	DNF	90	X	
		TEAM SCORE		345	362	344	340	1391



1998 WORLD DEAF GOLF CHAMPIONSHIPS
THE BRIDGES GC, ALLENTOWN, PENNSYLVANIA, USA
29 JUNE - 3 JULY, 1998
MENS TEAM TOURNAMENT
BEST 4 OF 6 SCORES EACH DAY

RANK	COUNTRY	NAME		R1	R2	R3	R4	TOTAL	
7	SCOTLAND	KENNEDY	Ian	95	85	83	83		
		FERGUSON	James	90	86	83	89		
		LOTHIAN	Mark	82	X	84	89		
		BROWN	Allan	86	90	86	X		
		HUGHES	Gerry	X	90	X	93		
		CREANE	John	X	X	X	X		
		TEAM SCORE			353	351	336	354	1394

8	IRELAND	CONWAY	Don	74	79	79	83		
		BOYD	Robert	95	92	95	92		
		CONWAY	Gary	X	95	89	95		
		BONASS	Ryan	92	105	X	101		
		MCCORMICK	Geoffrey	95	X	99	X		
		TEAM SCORE			356	371	362	371	1460

9	SWEDEN	HAMMENFORS	Jonnie	94	89	91	88		
		CRONA	Niclas	91	90	90	98		
		HILLDING	Anders	92	92	X	90		
		HENRIKSSON	Mikael	94	98	100	X		
		LUNDQUIST	Arne	X	X	92	96		
		TEAM SCORE			371	369	373	372	1485

* Results reproduced by WDFG : December 2014