



2000 WORLD DEAF GOLF CHAMPIONSHIPS

SUN CITY, SOUTH AFRICA

10 OCTOBER - 13 OCTOBER, 2000

MENS TOURNAMENT

RANK	COUNTRY		NAME		R1	R2	R3	R4	TOTAL
1		RSA	LOTZ	Ryan	70	79	79	74	302
T2		AUS	MAGNUSSON	Denver	80	70	75	77	302
T2		USA	ROBERTS	Bill	77	75	77	73	302
4		ENG	OSBORN-CLARKE	Nigel	79	76	74	77	306
5		USA	GRANBERRY	Doren	78	79	77	77	311
6		RSA	TOUZARD	Cedric	78	84	75	76	313
7		DEN	ELGAARD	Hans	84	74	79	81	318
T8		CAN	CUNDY	Rob	81	75	86	82	324
T8		JPN	WATANABE	Akio	87	77	76	84	324
10		USA	ISOBE	Gerald	81	80	90	83	334
11		ENG	SIDEBOTHAM	Roger	86	84	83	83	336
12		ENG	COLE	Jonathan	88	84	85	80	337
13		USA	HYNES	Jim	84	79	87	88	338
14		SCO	KENNEDY	Ian	87	81	87	88	343
T15		IRE	CONWAY	Don	92	81	91	81	345
T15		RSA	LOUW	Albie	87	87	84	87	345
17		SCO	HUGHES	Gerard	93	83	88	84	348
18		ENG	SLACK	Jonathan	85	86	87	91	349
19		JPN	TAKEDA	Masahito	85	84	89	93	351
20		USA	BULLARD	Thomas	88	82	87	95	352
T21		RSA	GRAAFF	Raymond	89	89	88	88	354
T21		AUS	KLIMEK	Tony	91	86	91	86	354
23		JPN	OTA	Tatsuro	83	93	89	90	355
24		SCO	LOTHIAN	Mark	88	90	95	84	357
T25		RSA	VAN ZYL	Jacques	97	88	82	91	358
T25		JPN	YAMADA	Katsutoshi	94	82	92	90	358



2000 WORLD DEAF GOLF CHAMPIONSHIPS

SUN CITY, SOUTH AFRICA

10 OCTOBER - 13 OCTOBER, 2000

MENS TOURNAMENT

RANK	COUNTRY		NAME		R1	R2	R3	R4	TOTAL
27		SWE	HAMMENFORS	Jonnie	93	87	94	85	359
28		RSA	MARAIS	Danie	88	92	90	90	360
T29		SCO	CREANE	John	87	93	100	81	361
T29		JPN	KUDANO	Toru	94	91	86	90	361
31		SWE	CRONA	Niclas	87	91	97	92	367
T32		ENG	MAYERS	Andrew	89	93	94	94	370
T32		RSA	HEYNS	Tony	97	94	87	92	370
T32		SWE	LUNDQUIST	Arne	99	92	89	90	370
35		CAN	FLECKENSTEIN	Jim	96	87	92	96	371
36		JPN	TOKUMITSU	Hisao	100	90	93	89	372
T37		USA	BRYDEN	Craig	102	88	93	90	373
T37		AUS	COOPER	Christopher	100	100	87	86	373
T37		CAN	JOHNSTON	Brian	97	96	88	92	373
40		CAN	DLUGOS	Terry	95	94	89	96	374
41		ENG	WEYMOUTH	Steven	97	96	82	100	375
42		JPN	YAMAGIWA	Hisato	102	87	98	89	376
43		AUS	HYNES	William	103	90	88	97	378
T44		SCO	BROWN	Allan	96	102	93	91	382
T44		ENG	DEACON	Lee	100	95	88	99	382
46		ENG	SEYMOUR	Michael	95	100	100	88	383
47		IRE	HEFFERNAN	James	92	100	97	95	384
48		CAN	HOFFMAN	Kenneth	93	97	103	92	385
49		DEN	JENSEN	Dennis	93	92	104	100	389
50		ENG	BROOMFIELD	Martin	103	92	94	101	390
51		RSA	VILJOEN	Retief	108	94	93	97	392
52		IRE	BOYD	Robert	100	95	96	102	393












2000 WORLD DEAF GOLF CHAMPIONSHIPS

SUN CITY, SOUTH AFRICA

10 OCTOBER - 13 OCTOBER, 2000

MENS TOURNAMENT

RANK	COUNTRY		NAME		R1	R2	R3	R4	TOTAL
53		RSA	CHOWLES	Melvin	100	99	95	103	397
T54		SWE	HILLDING	Anders	104	101	99	98	402
T54		ENG	WHALLEY	Kevin	101	103	106	92	402
T56		IRE	BONASS	Ryan	108	95	98	102	403
T56		SCO	FERGUSON	James	105	97	105	96	403
T56		RSA	REYNOLDS	David	103	102	101	97	403
59		AUS	DWYER JR	Geoff	103	104	95	102	404
60		IRE	McCORMACK	Geoffrey	102	107	103	98	410
61		SCO	WILSON	David	108	108	109	89	414
62		IRE	McFADDEN	Richard	103	103	103	113	422
63		CAN	BEERNINK	Roger	110	107	107	101	425
64		SCO	RAYMENT	Craig	120	109	99	99	427
65		SWE	MESCH	Urban	117	112	109	109	447
		CAN	LILLIE	Jeff	86	<i>DNP</i>	82	82	
		ENG	HANDLEY	Robin	104	94	95	<i>DNP</i>	

* Results reproduced by WDFG : February 2015






2000 WORLD DEAF GOLF CHAMPIONSHIPS

SUN CITY, SOUTH AFRICA

10 OCTOBER - 13 OCTOBER, 2000

MENS TEAM TOURNAMENT

BEST 4 OF 6 SCORES EACH DAY

RANK	COUNTRY	NAME	R1	R2	R3	R4	TOTAL	
1	USA	ROBERTS	Bill	77	75	77	73	
		GRANBERRY	Doren	78	79	77	77	
		ISOBE	Gerald	81	80	x	83	
		HYNES	Jim	84	79	87	88	
		BULLARD	Thomas	x	x	87	x	
		BRYDEN	Craig	x	x	x	x	
		TEAM SCORE		320	313	328	321	1282
2		SOUTH AFRICA	LOTZ	Ryan	70	79	79	74
		TOUZARD	Cedric	78	84	75	76	
		LOUW	Albie	87	87	84	87	
		GRAAFF	Raymond	x	x	x	88	
		VAN ZYL	Jacques	x	88	82	x	
		MARAIS	Danie	88	x	x	x	
		TEAM SCORE		323	338	320	325	1306
3	ENGLAND	OSBORN-CLARKE	Nigel	79	76	74	77	
		SIDEBOTHAM	Roger	86	84	83	83	
		COLE	Jonathan	88	84	85	80	
		SLACK	Jonathan	85	86	x	91	
		MAYERS	Andrew	x	x	x	x	
		WEYMOUTH	Steven	x	x	82	x	
		TEAM SCORE		338	330	324	331	1323



2000 WORLD DEAF GOLF CHAMPIONSHIPS


SUN CITY, SOUTH AFRICA


10 OCTOBER - 13 OCTOBER, 2000


MENS TEAM TOURNAMENT

BEST 4 OF 6 SCORES EACH DAY

RANK	COUNTRY	NAME	R1	R2	R3	R4	TOTAL
------	---------	------	----	----	----	----	-------

4	JAPAN	WATANABE	Akio	87	77	76	84		
		TAKEDA	Masahito	85	84	89	x		
		YAMADA	Katsutoshi	94	82	92	x		
		KUDANO	Toru	94	x	86	90		
		TOKUMITSU	Hisao	x	x	x	89		
		YAMAGIWA	Hisato	x	87	x	89		
		TEAM SCORE			360	330	343	352	1385

5	CANADA	CUNDY	Rob	81	75	86	82		
		FLECKENSTEIN	Jim	x	87	x	x		
		JOHNSTON	Brian	x	96	88	92		
		DLUGOS	Terry	95	94	89	x		
		HOFFMAN	Kenneth	93	x	x	92		
		LILLIE	Jeff	86	x	82	82		
		TEAM SCORE			355	352	345	348	1400

6	SCOTLAND	KENNEDY	Ian	87	81	87	88		
		HUGHES	Gerard	93	83	88	84		
		LOTHIAN	Mark	88	90	95	84		
		CREANE	John	87	93	x	81		
		BROWN	Allan	x	x	93	x		
		FERGUSON	James	x	x	x	x		
		TEAM SCORE			355	347	363	337	1402



2000 WORLD DEAF GOLF CHAMPIONSHIPS


SUN CITY, SOUTH AFRICA


10 OCTOBER - 13 OCTOBER, 2000


MENS TEAM TOURNAMENT

BEST 4 OF 6 SCORES EACH DAY

RANK	COUNTRY	NAME	R1	R2	R3	R4	TOTAL
------	---------	------	----	----	----	----	-------

7	AUSTRALIA	MAGNUSSON	Denver	80	70	75	77		
		KLIMEK	Tony	91	86	91	86		
		COOPER	Christopher	100	100	87	86		
		HYNES	William	x	90	88	97		
		DWYER JR	Geoff	103	x	x	x		
		TEAM SCORE			374	346	341	346	1407




8	SWEDEN	HAMMENFORS	Jonnie	93	87	94	85		
		CRONA	Niclas	87	91	97	92		
		LUNDQUIST	Arne	99	92	89	90		
		HILLDING	Anders	104	101	99	98		
		MESCH	Urban	x	x	x	x		
		TEAM SCORE			383	371	379	365	1498

9	IRELAND	CONWAY	Don	92	81	91	81		
		HEFFERNAN	James	92	100	97	95		
		BOYD	Robert	100	95	96	x		
		BONASS	Ryan	x	95	98	102		
		McCORMACK	Geoffrey	102	x	x	98		
		McFADDEN	Richard	x	x	x	x		
		TEAM SCORE			386	371	382	376	1515

* Results reproduced by WDFG : February 2015



2000 WORLD DEAF GOLF CHAMPIONSHIPS
SUN CITY, SOUTH AFRICA
10 OCTOBER - 13 OCTOBER, 2000
LADIES TOURNAMENT

RANK	COUNTRY		NAME		R1	R2	R3	R4	TOTAL
1		USA	ZUPNIK	Susan	89	91	93	94	367
2		CAN	BEERNINK	Marilyn	106	111	114	108	439
3		RSA	VERSKIN	Annette	113	127	131	131	502

* Results reproduced by WDFG : February 2015