

2004 WORLD DEAF GOLF CHAMPIONSHIPS
DROTTNINGHOLMS, STOCKHOLM, SWEDEN
26-30 JULY, 2004
MENS TOURNAMENT

RANK	COUNTRY	NAME		R1	R2	R3	R4	TOTAL
1	RSA	TOUZARD	Cedric	74	76	72	76	298
2	USA	ROBERTS	Bill	75	77	78	72	302
3	USA	GRANBERRY	Doren	76	74	77	78	305
4	ENG	SIDEBOTHAM	Roger	79	74	74	83	310
5	DEN	ELGAARD	Hans	75	82	79	78	314
6	ENG	SLACK	Jonathan	77	78	79	82	316
7	USA	ISOBE	Gerard	77	81	84	77	319
8	IRE	CONWAY	Don	80	82	75	84	321
9	DEN	KUSK	Jannick	73	81	83	85	322
T10	SCO	LOTHIAN	Mark	85	84	74	83	326
T10	SCO	SPEIRS	Ross	83	77	78	88	326
T10	ENG	ANDERSON	Martin	75	84	84	83	326
13	SWE	SJODIN	Hans	87	79	82	79	327
T14	AUS	ELLIS	Luke	79	89	78	84	330
T14	USA	WOREK	Keith	83	84	82	81	330
T14	SCO	KENNEDY	Ian	78	82	84	86	330
T17	AUS	DOUGLAS	Craig	84	86	84	77	331
T17	JPN	SAWADA	Kingo	87	80	78	86	331
19	USA	BRYDEN	Craig	91	76	82	84	333
20	SWE	OLSSON	Robert	87	83	79	85	334
21	CAN	DLUGOS	Terry	85	77	88	86	336
T22	NOR	ROREN	Ole	87	86	80	84	337
T22	ENG	ROBERTS	Michael	91	81	83	82	337
T22	SWE	JOHANSSON	Anders	83	87	79	88	337
25	AUS	KLIMEK	Tony	87	85	82	84	338
26	CAN	HOFFMAN	Kenneth	84	78	94	83	339
27	JPN	YANAGIDA	Noriaki	84	89	86	83	342
28	USA	NAWROCKI	Dan	82	83	88	90	343



2004 WORLD DEAF GOLF CHAMPIONSHIPS
DROTTNINGHOLMS, STOCKHOLM, SWEDEN
26-30 JULY, 2004
MENS TOURNAMENT


RANK	COUNTRY		NAME		R1	R2	R3	R4	TOTAL
29		ENG	GIDDENS	Paul	84	84	90	89	347
T30		CAN	TURPIN	Alain	88	91	85	85	349
T30		AUS	MALM	Phil	80	90	91	88	349
32		AUS	CLIFFORD	Ben	87	92	88	83	350
T33		CAN	O'BRIEN	Casey	91	92	83	86	352
T33		ENG	SEYMOUR	Michael	89	90	87	86	352
T35		USA	YANCE	Mike	92	91	86	84	353
T35		SCO	HENDERSON	Kenneth	86	93	90	84	353
T35		RSA	MARAIS	Danie	90	89	83	91	353
T35		SCO	HUGHES	Gerry	88	90	85	90	353
T35		IRE	CONWAY	Gary	91	85	84	93	353
T35		JPN	TAKEDA	Masahito	91	84	87	91	353
T35		SCO	BROWN	Allan	88	87	87	91	353
42		NOR	PETERSSEN	Torkil	87	90	88	89	354
43		ENG	WHALLEY	Kevin	95	85	90	85	355
44		AUS	BALHARRIE	Gavin	94	95	85	83	357
T45		IRE	DOWNING	Nicholas	90	84	94	90	358
T45		ENG	DEACON	Lee	87	87	91	93	358
T47		IRE	BOYD	Robert	95	85	84	96	360
T47		ENG	WEYMOUTH	Steve	88	90	86	96	360
49		USA	BULLARD	Thomas	95	85	89	92	361
T50		JPN	SHIMIZU	Masaaki	93	95	87	89	364
T50		JPN	YAMADA	Katsutoshi	89	89	91	95	364
T50		SWE	HAMMENFORS	Jonnie	86	87	95	96	364
53		RSA	LOUW	Albie	95	88	92	90	365
54		RSA	LANGUAGE	Greg	96	88	91	91	366
55		SCO	RITCHIE	Scott	86	92	98	91	367
56		SWE	CRONA	Niclas	94	93	90	92	369




2004 WORLD DEAF GOLF CHAMPIONSHIPS
DROTTNINGHOLMS, STOCKHOLM, SWEDEN
26-30 JULY, 2004
MENS TOURNAMENT


RANK	COUNTRY	NAME	R1	R2	R3	R4	TOTAL
57	AUS	DWYER Geoff	100	84	92	95	371
58	SWE	BERGKRANTZ Peter	86	101	97	90	374
59	FIN	ALANDER Anssi	99	96	91	90	376
60	IRE	MCCAUGHEY Greg	89	94	96	101	380
61	SWE	JOHANSSON Martin	101	93	96	91	381
62	IRE	MCCORMACK Geoffrey	93	95	99	95	382
63	ENG	BLACK Walter	100	93	98	99	390
64	IRE	DOWNEY Conor	98	105	98	99	400
65	IRE	GREANEY Patrick	105	96	104	97	402
	CAN	CUNDY Rob	76	0	0	0	WD
	RSA	LOTZ Ryan	79	82	0	0	WD
	RSA	HEYNS Anthony	98	100	0	0	WD
	AUS	COOPER Chris	99	86	92	0	WD
	JPN	SHIMIZU Yoichi	91	96	95	0	WD
	PAK	RAJPUT Mohammad Aslam					WD


* Results reproduced by WDFG : February 2015




2004 WORLD DEAF GOLF CHAMPIONSHIPS
DROTTHINGOLMS, STOCKHOLM, SWEDEN
26-30 JULY, 2004
MENS TEAM TOURNAMENT
BEST 4 OF 6 SCORES EACH DAY

RANK	COUNTRY	NAME	R1	R2	R3	R4	TOTAL	
1	USA	BRYDEN	Craig	x	76	82	x	
		GRANBERRY	Doren	76	74	77	78	
		ISOBE	Gerard	77	81	x	77	
		NAWROCKI	Dan	82	x	x	x	
		ROBERTS	Bill	75	77	78	72	
		WOREK	Keith	x	x	82	81	
		TEAM SCORE		310	308	319	308	1245


2	ENGLAND	ANDERSON	Martin	75	84	84	83	
		ROBERTS	Michael	x	81	83	82	
		SEYMOUR	Michael	x	x	x	x	
		SIDEBOTHAM	Roger	79	74	74	83	
		SLACK	Jonathan	77	78	79	82	
		WEYMOUTH	Steve	88	x	x	x	
		TEAM SCORE		319	317	320	330	1286


3	SCOTLAND	BROWN	Allan	x	87	x	x	
		HENDERSON	Kenneth	86	x	x	84	
		HUGHES	Gerry	x	x	85	x	
		KENNEDY	Ian	78	82	84	86	
		LOTHIAN	Mark	85	84	74	83	
		SPEIRS	Ross	83	77	78	88	
		TEAM SCORE		332	330	321	341	1324





2004 WORLD DEAF GOLF CHAMPIONSHIPS
DROTTHINGOLMS, STOCKHOLM, SWEDEN
26-30 JULY, 2004
MENS TEAM TOURNAMENT
BEST 4 OF 6 SCORES EACH DAY

RANK **COUNTRY** **NAME** **R1** **R2** **R3** **R4** **TOTAL**

4	AUSTRALIA	BALHARRIE	Gavin	x	x	85	83	
		CLIFFORD	Ben	x	x	x	83	
		DOUGLAS	Craig	84	86	84	77	
		ELLIS	Luke	79	89	78	84	
		KLIMEK	Tony	87	85	82	x	
		MALM	Phil	80	90	x	x	
		TEAM SCORE		330	350	329	327	1336


5	SWEDEN	CRONA	Niclas	x	x	90	x	
		HAMMENFORS	Jonnie	86	87	x	x	
		JOHANSSON	Anders	83	87	79	88	
		JOHANSSON	Martin	x	x	x	91	
		OLSSON	Robert	87	83	79	85	
		SJODIN	Hans	87	79	82	79	
		TEAM SCORE		343	336	330	343	1352


6	SOUTH AFRICA	LANGUAGE	Greg	x	88	91	91	
		LOTZ	Ryan	79	82	x	x	
		LOUW	Albie	95	88	92	90	
		MARAIS	Danie	90	x	83	91	
		TOUZARD	Cedric	74	76	72	76	
		HEYNS	Anthony	x	x	x	x	
		TEAM SCORE		338	334	338	348	1358




2004 WORLD DEAF GOLF CHAMPIONSHIPS
DROTTNINGHOLMS, STOCKHOLM, SWEDEN
26-30 JULY, 2004
MENS TEAM TOURNAMENT
BEST 4 OF 6 SCORES EACH DAY


RANK	COUNTRY	NAME	R1	R2	R3	R4	TOTAL
------	---------	------	----	----	----	----	-------

7	CANADA	CUNDY	Rob	76	x	x	x	
		DLUGOS	Terry	85	77	88	86	
		O'BRIEN	Casey	x	92	83	86	
		TURPIN	Alain	88	91	85	85	
		HOFFMAN	Kenneth	84	78	94	83	
		TEAM SCORE		333	338	350	340	1361














8	IRELAND	BOYD	Robert	x	85	84	x	
		MCCAUGHEY	Greg	89	x	x	x	
		CONWAY	Don	80	82	75	84	
		CONWAY	Gary	91	85	84	93	
		MCCORMACK	Geoffrey	x	x	x	95	
		DOWNING	Nicholas	90	84	94	90	
		TEAM SCORE		350	336	337	362	1385

9	JAPAN	SAWADA	Kingo	87	80	78	86	
		SHIMIZU	Masaaki	x	x	87	89	
		SHIMIZU	Yoichi	x	x	x	x	
		TAKEDA	Masahito	91	84	87	91	
		YAMADA	Katsutoshi	89	89	x	x	
		YANAGIDA	Noriaki	84	89	86	83	
		TEAM SCORE		351	342	338	349	1380


* Results reproduced by WDFG : February 2015







2004 WORLD DEAF GOLF CHAMPIONSHIPS
DROTTHINGHOLMS, STOCKHOLM, SWEDEN
26-30 JULY, 2004
LADIES TOURNAMENT

RANK	COUNTRY		NAME		R1	R2	R3	R4	TOTAL
1		AUS	DAVIS	Linda	75	85	76	83	319
2		CAN	LePAGE	Claudie	81	85	82	85	333
3		JPN	ISHIZAWA	Yukie	88	85	89	84	346
T4		USA	ZUPNIK	Susan	93	90	84	81	348
T4		USA	PLOYSA	Patty Sue	85	82	91	90	348
6		USA	BRADFORD	Linda	96	90	89	98	373
7		USA	WILLIAMS	Lynn	88	96	96	96	376
8		SWE	PETTERSON	Johanna	99	99	92	92	382
9		CAN	HAAS	Arista	100	104	95	90	389
10		IRE	CURRAN	Siobhan	99	101	98	97	395
11		USA	DOAN	Dayleena	102	104	96	98	400
12		SWE	MESCH	Johanna	114	109	109	101	433
13		JPN	IDA	Kazuko	107	107	113	110	437


* Results reproduced by WDFG : February 2015














2004 WORLD DEAF GOLF CHAMPIONSHIPS
DROTTHINGOLMS, STOCKHOLM, SWEDEN
26-30 JULY, 2004
LADIES TEAM TOURNAMENT
BEST 2 OF 4 SCORES EACH DAY

RANK	COUNTRY	NAME	R1	R2	R3	R4	TOTAL	
1	USA	BRADFORD	Linda	x	90	89	x	
		PLOYSA	Patty Sue	85	82	x	90	
		WILLIAMS	Lynn	88	x	x	x	
		ZUPNIK	Susan	x	x	84	81	
		TEAM SCORE		173	172	173	171	689
2	CANADA	LePAGE	Claudie	81	85	82	85	
		HAAS	Arista	100	104	95	90	
		TEAM SCORE		181	189	177	175	722
3	JAPAN	IDA	Kazuko	107	107	113	110	
		ISHIZAWA	Yukie	88	85	89	84	
		TEAM SCORE		195	192	202	194	783
3	SWEDEN	MESCH	Johanna	114	109	109	101	
		PETTERSON	Johanna	99	99	92	92	
		TEAM SCORE		213	208	201	193	815

* Results reproduced by WDFG : February 2015



2004 WORLD DEAF GOLF CHAMPIONSHIPS
DROTTHINGHOLMS, STOCKHOLM, SWEDEN
26-30 JULY, 2004
SENIORS TOURNAMENT

RANK	COUNTRY		NAME		R1	R2	R3	R4	TOTAL
1		JPN	OISHI	Jun	91	85	83	84	343
2		JPN	KAMIZAWA	Hiroxuki	90	86	92	96	364
3		USA	DYESS	George	95	94	90	95	374
T4		SWE	LUNDQUIST	Arne	99	94	93	89	375
T4		JPN	SATO	Ko	93	89	94	99	375
6		IRE	HEFFERNAN	James	90	96	98	94	378
7		FIN	ALA-MARTILLA	Jukka	97	95	97	100	389
T8		SCO	WILSON	David	90	108	91	101	390
T8		SWE	HAGEDORN	Hauke	102	94	98	96	390
10		SWE	NILSSON	Rolf	103	97	109	97	406
11		USA	MORRISON	Glen	105	104	98	100	407
12		CAN	NADEAU	Rejean	99	113	110	111	433

* Results reproduced by WDFG : February 2015